

MEMORANDUM

OLD WINDSOR ROAD PEDESTRIAN BRIDGE, BELLA VISTA - REPORTING

30 June 2023

Author(s) Justin Rose
Entity Urban Development
Version V01
Reference 18-002598 - OWR Pedestrian Bridge Maintenance

RECIPIENTS

Name	Entity
Micheal Watt	Mulpha Norwest
Nathan Dutschke	Mulpha Norwest
Peter Lee	EGIS

This memorandum details what reporting to date has been undertaken with respect to the above mentioned infrastructure as required by Mulpha Norwest.

1 TYPES OF REPORTING

1.1 Daily Inspection Checklist

1. The daily inspection checklist was developed to assist Mulpha in the monitoring of the bridge conditions required to satisfy the requirements contained within the approved WAD (Works Agreement Deed) between Mulpha and TfNSW. The WAD details timing required to address maintenance and reporting items ranging from daily to bi-annually.
2. The Daily Inspection Checklist was developed based of the requirements of the Maintenance Schedule dated 10th November 2009 and focuses on:
 - a. Bridge Surfaces
 - b. Stainless Steel Finishes
 - c. Corrosion
 - d. Paintwork
 - e. Rubbish/Litter
 - f. Landscaping
 - g. Safety/Hazards

h. Lifts

3. The WAD details timing required to address maintenance and reporting items ranging from daily to bi-annually.
4. The Daily Inspection Checklist is undertaken every day of the year excluding Public Holidays and weekends.
5. This series of reporting dates back to 15 July 2019 and continues to this date.
6. An example of the Daily inspection Checklist is attached to this memo.

1.2 Weekly Inspection

7. The weekly inspection was developed to assist Mulpha in more detail including photos with respect to monitoring of the bridge conditions required to satisfy the requirements contained within the approved WAD (Works Agreement Deed) between Mulpha and TfNSW.
8. The weekly inspection was developed based of the requirements of the Maintenance Schedule dated 10th November 2009 and focuses on:
 - a. Paint
 - b. Stainless Steel Finishes
 - c. Lift Operation
 - d. Concrete
 - e. Landscape Works
 - f. Presence of Litter or Hazards
 - g. Graffiti
 - h. Lighting
9. This series of reporting dates back to July 2019 and continues to this date.
10. An example of the weekly inspection output is attached to this memo.

1.3 Monthly Reporting

11. The monthly report was developed to further assist Mulpha and summarise the weekly inspections with respect to monitoring of the bridge conditions required to satisfy the requirements contained within the approved WAD (Works Agreement Deed) between Mulpha and TfNSW.
12. The monthly report also summarises what items identified and require rectification, have been addressed.
13. This series of reporting dates back to July 2019 and continues to this date.
14. An example of the Monthly Report output is attached to this memo.

1.4 Structural Reporting

15. The structural reporting has been undertaken by a suitably qualified Structural Engineer as specified by the WAD.
16. A summary of structural reports to date are as per below.
 - a. Level 2 Inspection Bridge Report Dated 20 May 2019
 - b. General Condition Inspection Report Dated 20 June 2019

- c. Level 2 Inspection Bridge Report Dated 25 March 2022
- d. Structural Investigation Report – Signage Boards Dated 2 December 2022
- e. Condition Assessment Report – Lift Shafts Dated 7 December 2022

A copy of the above mentioned reporting outputs can be provided upon request.

Yours sincerely,



Justin Rose

Project Delivery Manager

Our Ref: 18-002598 Old Windsor Road Pedestrian Bridge Maintenance

OLD WINDSOR ROAD PEDESTRIAN BRIDGE

Daily Maintenance Inspection Checklist

Date	09/01/23
Time	0840hrs
Name	Sarkis Mardini

Instructions:

- The following checklist must be completed at the end of each (daily) maintenance activity and emailed to justin.rose@calibregroup.com
- Respond to each question with a circle and provide comments as appropriate.
- Maintenance inspections must cover bridge structure, both lifts and landscaping works
- Mulpha's Landscape Maintenance Supervisor (LMS) and Calibre Group must be contacted immediately in the event of any lift breakdown, hazard or major damage to the bridge or lift. Comments regarding this event shall be included in this form.
- A Contact list is provided at the end of this form for your reference.

BRIDGE SURFACE

1. Did you identify any new graffiti on the bridge or lifts?	YES		NO	X
If YES, was it removed on completion of the maintenance works? Minor Works Required, graffiti marking under eastern stairs, graffiti scratched into glass & lifts coating	YES		NO	X
NOTE: All graffiti must be removed immediately or within 24 hours from being identified. Please contact Mulpha's Maintenance Supervisor if a specialist is required				
2. Are all stainless-steel finishes on the bridge and lift in good condition?	YES	X	NO	
Please identify any fitting requiring replacement (include damage type and location) Minor Works Required. Corrosion viewed where connection of handrail to stair fencing. Handrail of stairs on easter approach is bent.				
3. Is there any sign of corrosion in any part of the bridge?	YES	X	NO	
If Yes, please provide comments (include photo location) Underneath bridge deck, on bridge landing and handrail connection to fencing.				
4. Is the bridge's paint work in good condition?	YES	X	NO	
If NO, please inform Mulpha's Maintenance Supervisor Minor Works Required, some paint missing on bridge deck where corrosion is present.				
5. Is the bridge free of rubbish/litter?	YES		NO	X
(a) If NO, please provide comments. Rubbish on the bridge deck				

LANDSCAPING WORKS

6. Is the bridge's landscaping in good condition?	YES	X	NO	
If NO, please provide comments. Minor Works required. Bushes protruding through fence lower lift lobby western approach and touching eastern stair case.				
7. Are there major landscaping works required?	YES		NO	X
If YES, please provide comments on the type of works and location.				
NOTE: Landscaping works around the bridge must be kept well maintained at all times. Please contact Mulpha's Maintenance Supervisor for any required major works.				

SAFETY

8. Have all lights been inspected and confirmed operational? Bridge deck, staircase, and lift lobby lights not operational.	YES	X	NO	
If NO, Was the issue addressed and rectified? Mulpha notified.	YES		NO	X
NOTE: All lighting issues must be informed to Mulpha's Maintenance Supervisor and rectified within 24 hours				
9. Has any hazard been identified in the bridge, lifts, or surrounding areas?	YES	X	NO	
If Yes, please describe the type of hazard and identify location. Include photo. Electrical earth spike near the Eastern Ground Elevator is not covered.				
10. Was the hazard separated from pedestrian access by suitable warning signs and barriers?	YES		NO	X
11. Was the hazard removed/ addressed and rectified?	YES		NO	X
If NO, Mulpha's Maintenance Supervisor must be informed immediately.				
NOTE: All identified hazards must be attended and rectified within 4 hours				

LIFTS

12. Have both lifts been inspected and confirmed operational? Door on western side is having trouble closing first go	YES	X	NO	
If NO, was any pedestrian trapped in the lift?	YES	NA	NO	
Did a staff member remain on site with the pedestrian?	YES	NA	NO	
If No, please provide reasons as to why the pedestrian was not accompanied during the breakdown.				



Note: Norwest Team Leader and Emergency Services must be informed immediately after any lift breakdown and notified of any trapped passenger. A staff member is to remain with the trapped passenger until Mulpha's supervisor or Emergency Services arrives. Appropriate signage is to be placed at the ground and bridge level doors informing users that the lifts are out of order.

GENERAL – To be completed by the person undertaking daily maintenance works

13. Maintenance works Sign In time:

0840HRS

14. Maintenance works Sign Out time

0855HRS

15. Types of pedestrian controls/protection used during maintenance works:

NIL

16. Any additional notes?

NIL

CONTACT LIST

EMERGENCY SERVICES (000)

Mulpha – Landscape Maintenance Supervisor

Nathan Dutschke

Mob. 0499 783 007

ndutschke@mulphanorwest.com.au

Calibre Group – Project Delivery Manager

Justin Rose

Mob. 0448 135 742

Justin.rose@calibregroup.com

Date: Tuesday, 9 March 2021

To: Mulpha Norwest

From: Justin Rose

SUBJECT: OLD WINDSOR ROAD PEDESTRIAN BRIDGE – WEEKLY INSPECTION (MARCH 09, 2021)

As requested by Mulpha Norwest, Calibre has inspected the Pedestrian Bridge located at Old Windsor Road as part of the weekly inspections required under Norwest Land the Maintenance Plan dated October 2010.

The inspection was undertaken on 09 March 2021 and it was based on a visual examination of paint, stainless steel finishes, lifts operation, landscape works, litter or potential hazards, graffiti in surfaces and lighting system as appropriate. No fixtures and fittings were removed during this exercise.

Photos of the inspection are provided at the end of this memorandum.

PAINT

Paint colour does not match the existing colour where maintenance has been undertaken. Small area of paint on the bridge deck cage, area above & below eastern & Western lift and on some bolt ends show signs of rust. Vast majority of paint is in good condition. Areas identified require rectification works.

STAINLESS STEEL FINISHES

Signs of minimal surface rust observed where handrail connects to side support. Damage observed to handrail on eastern staircase.

LIFTS OPERATION

Lifts in operation. Dummy CCTV and notification installed to reduce vandalism. Mulpha notified local police. The protective plastic film has been removed in some sections.

LANDSCAPE WORKS

Shrubs viewed growing through the fence into the lower lift lobby area on the western side need to be pruned. Shrubs also encroaching the stairway on the eastern side landscaping. All other landscape is viewed to be in good condition.

PRESENCE OF LITTER OR HAZARDS

Litter observed at eastern ground foyer, within western lift and bridge deck.
Electrical earth spike near control box unprotected in garden. It is recommended this be covered.
Hatch to roof unsecured. It is recommended it be secured.


GRAFFITI

Graffiti viewed within lifts on both sides scratched into protective coatings and various surfaces along bridge deck. Some discolouration observed where graffiti has been removed.

LIGHTING

Lighting not working on bridge deck. Suggest electrician attends to diagnose the problem and rectify. Some light covers missing within both lifts.

Regards,

A handwritten signature in black ink, appearing to read "Justin Rose".

Justin Rose
Project Manager



Photo 1:



Photo 2:



Photo 3:



Photo 4:



Photo 5:



Photo 6:



Photo 7:



Photo 8:



Photo 9:



Photo 10:



Photo 11:



Photo 12:



Photo 13:



Photo 14:



Photo 15:



Photo 16:



Photo 17:



Photo 18:



Photo 19:



Photo 20:



Photo 21:



Photo 22:



Photo 23:



Photo 24:



Photo 25:



Photo 26:



Photo 27:



Photo 28:



Photo 29:



Photo 30:



Our Ref: 18-002598

26 June 2023

Mulpha Norwest
Level 5 Macquarie Street
Sydney NSW 2000
Attention: Nathan Dutschke

Dear Nathan

OLD WINDSOR ROAD PEDESTRIAN BRIDGE - MONTHLY INSPECTION – MAY 2023

The following report summarises the general condition of the pedestrian bridge located at the Old Windsor Road recorded during the month of May 2023. Our notes are based on comments provided in our weekly inspection reports prepared during this month and it covers the general maintenance aspects of the bridge and lifts only.

Observations

- The eastern lift was operational until the 26th of May then was out of operation for the rest of the month. The western lift was out of operation from April to the 8th of May, and again from the 22nd of May until the end of May. The protective plastic film has been removed in some sections.
- Corrosion viewed on and underneath bridge deck, bridge rafters, bridge caging and bolts in some areas.
- Signs of minimal surface rust observed where handrail connects to side support. Damage observed to handrail on eastern staircase.
- Cracking in concrete on the bridge deck was observed in multiple areas.
- The lighting system in stairs and passageway was not working. Electrical works are required to ensure the system is working at night hours. Some light covers are missing within both lifts.
- Minor landscape works are required on both sides of the bridge where vegetation touches bridge structure.
- Graffiti was found scratched into the glass of the bridge deck as well as the lift shaft at the ground floor of both the eastern and western lobby. Some remnants of Graffiti remain after being cleaned. Graffiti found behind the eastern stairs remains. Graffiti found within both lifts, on the camera lenses of both lifts and outside the eastern lift on level 2.
- Litter observed on bridge deck and western staircase, and should be cleaned up.
- Paint colour does not match the existing colour where maintenance has been undertaken. Small areas of paint on the bridge deck cage, area above and below eastern and western lifts show signs of rust.

Weekly inspection reports are attached to this report.

Yours sincerely,

A handwritten signature in dark ink, appearing to read 'Aradia'.

Aradia Davies
Assistant Superintendent's Representative

Egis Consulting Pty Ltd



Attachments

1. 230504_OWR Pedestrian Bridge_Weekly Inspection
2. 230512_OWR Pedestrian Bridge_Weekly Inspection
3. 230519_OWR Pedestrian Bridge_Weekly Inspection
4. 230526_OWR Pedestrian Bridge_Weekly Inspection

Date: Thursday, 4 May 2023
To: Mulpha Norwest
From: Aradia Davies
SUBJECT: OLD WINDSOR ROAD PEDESTRIAN BRIDGE – WEEKLY INSPECTION (MAY 04, 2023)

As requested by Mulpha Norwest, Calibre has inspected the Pedestrian Bridge located at Old Windsor Road as part of the weekly inspections required under Norwest Land the Maintenance Plan dated October 2010.

The inspection was undertaken on 04 May 2023, and it was based on a visual examination of paint, stainless steel finishes, lifts operation, landscape works, litter or potential hazards, graffiti in surfaces and lighting system as appropriate. No fixtures and fittings were removed during this exercise.

Photos of the inspection are provided at the end of this memorandum.

PAINT

Paint colour does not match the existing colour where maintenance has been undertaken. Small areas of paint on the bridge deck cage, area above & below eastern & Western lifts show signs of rust. Vast majority of paint is in good condition. Areas identified require rectification works.

STAINLESS STEEL FINISHES

Signs of minimal surface rust observed where handrail connects to side support. Damage observed to handrail on eastern staircase. Flashing on western lift face above the door at ground level, warped. Flashing on eastern lift face above the door at level 1, warped.

LIFTS OPERATION

The eastern is operational and the western is out of order.
The protective plastic film has been removed in some sections.

LANDSCAPE WORKS

Shrubs viewed growing through the fence into the lower lift lobby area on the western side need to be pruned. Shrubs also encroaching the stairway on the eastern side landscaping. All other landscape is viewed to be in good condition.

PRESCENCE OF LITTER OR HAZARDS.

Litter observed on bridge deck, and western and eastern ground floor lift lobby.
Electrical earth spike near control box unprotected in garden. Other panel cover missing nearby. It is recommended these be covered. Some bridge lights not in operation. It is recommended the issue be rectified.
Shopping trolley observed in front of the eastern lift on ground floor. Broken glass present on bridge deck. Cleaning is recommended. Active wasp nest seen outside the eastern lift. Removal is recommended.

GRAFFITI

Graffiti viewed within lifts on both sides scratched into protective coatings and various surfaces along the bridge deck and supports. Some discolouration observed where graffiti has been removed. Graffiti marking found under the eastern stairs. Removal of graffiti is recommended.

LIGHTING

Lighting not working on bridge deck. Suggest electrician attends to diagnose the problem and rectify. Some light covers missing within both lifts.

Regards,

A handwritten signature in black ink, appearing to read "Aradia".

Aradia Davies;
Assistant Superintendent's Representative



Photo 1:




Photo 2:



Photo 3:



Photo 4:



Photo 5:



Photo 6:



Photo 7:



Photo 8:



Photo 9:




Photo 10:




Photo 11:



Photo 12:



Photo 13:



Photo 14:




Photo 15:



Photo 16:




Photo 17:



Photo 18:



Photo 19:



Photo 20:



Photo 21:



Photo 22:



Photo 23:



Photo 24:



Photo 25:




Photo 26:



Photo 27:



Photo 28:



Photo 29:



Photo 30:



Photo 31:




Photo 32:




Photo 33:



Photo 34:



Photo 35:



Photo 36:



Photo 37:



Photo 38:



Photo 39:



Photo 40:



Photo 41:

Date: Friday, 12 May 2023
To: Mulpha Norwest
From: Aradia Davies
SUBJECT: OLD WINDSOR ROAD PEDESTRIAN BRIDGE – WEEKLY INSPECTION (MAY 12, 2023)

As requested by Mulpha Norwest, Calibre has inspected the Pedestrian Bridge located at Old Windsor Road as part of the weekly inspections required under Norwest Land the Maintenance Plan dated October 2010.

The inspection was undertaken on 12 May 2023, and it was based on a visual examination of paint, stainless steel finishes, lifts operation, landscape works, litter or potential hazards, graffiti in surfaces and lighting system as appropriate. No fixtures and fittings were removed during this exercise.

Photos of the inspection are provided at the end of this memorandum.

PAINT

Paint colour does not match the existing colour where maintenance has been undertaken. Small areas of paint on the bridge deck cage, area above & below eastern & Western lifts show signs of rust. Vast majority of paint is in good condition. Areas identified require rectification works.

STAINLESS STEEL FINISHES

Signs of minimal surface rust observed where handrail connects to side support. Damage observed to handrail on eastern staircase. Flashing on western lift face above the door at ground level, warped. Flashing on eastern lift face above the door at level 1, warped.

LIFTS OPERATION

The eastern and western lifts were operational. The protective plastic film has been removed in some sections.

CONCRETE

Cracking observed along various areas of the bridge deck.

LANDSCAPE WORKS

Shrubs viewed growing through the fence into the lower lift lobby area on the western side need to be pruned. Shrubs also encroaching the stairway on the eastern side landscaping. All other landscape is viewed to be in good condition.

PRESENCE OF LITTER OR HAZARDS.

Litter observed on bridge deck, and western and eastern ground floor lift lobby. Electrical earth spike near control box unprotected in garden. Other panel cover missing nearby. It is recommended these be covered. Some bridge lights not in operation. It is recommended the issue be rectified. Broken glass present on bridge deck. Cleaning is recommended. Active wasp nest seen outside the eastern lift. Removal is recommended.

GRAFFITI

Graffiti viewed on security camera lenses and in the lobby of both lifts, scratched into protective coatings and various surfaces along the bridge deck and supports. Some discolouration observed where graffiti has been removed. Graffiti marking found under the eastern stairs. Removal of graffiti is recommended.

LIGHTING

Lighting not working on bridge deck. Suggest electrician attends to diagnose the problem and rectify. Some light covers missing within both lifts.

Regards,

A handwritten signature in dark ink, appearing to read "Aradia".

Aradia Davies;

Assistant Superintendent's Representative



Photo 1:



Photo 2:



Photo 3:



Photo 4:




Photo 5:



Photo 6:



Photo 7:



Photo 8:



Photo 9:



Photo 10:



Photo 11:



Photo 12:



Photo 13:



Photo 14:



Photo 15:




Photo 16:



Photo 17:



Photo 18:



Photo 19:



Photo 20:



Photo 21:



Photo 22:



Photo 23:



Photo 24:



Photo 25:



Photo 26:



Photo 27:




Photo 28:




Photo 29:



Photo 30:



Photo 31:



Photo 32:



Photo 33:



Photo 34:



Photo 35:



Photo 36:



Photo 37:



Photo 38:



Photo 39:



Photo 40:



Photo 41:



Photo 42:



Photo 43:



Photo 44:



Photo 45:

Date: Friday, 19 May 2023
To: Mulpha Norwest
From: Aradia Davies
SUBJECT: OLD WINDSOR ROAD PEDESTRIAN BRIDGE – WEEKLY INSPECTION (MAY 19, 2023)

As requested by Mulpha Norwest, Calibre has inspected the Pedestrian Bridge located at Old Windsor Road as part of the weekly inspections required under Norwest Land the Maintenance Plan dated October 2010.

The inspection was undertaken on 19 May 2023, and it was based on a visual examination of paint, stainless steel finishes, lifts operation, landscape works, litter or potential hazards, graffiti in surfaces and lighting system as appropriate. No fixtures and fittings were removed during this exercise.

Photos of the inspection are provided at the end of this memorandum.

PAINT

Paint colour does not match the existing colour where maintenance has been undertaken. Small areas of paint on the bridge deck cage, area above & below eastern & Western lifts show signs of rust. Vast majority of paint is in good condition. Areas identified require rectification works.

STAINLESS STEEL FINISHES

Signs of minimal surface rust observed where handrail connects to side support. Damage observed to handrail on eastern staircase. Flashing on western lift face above the door at ground level, warped. Flashing on eastern lift face above the door at level 1, warped.

LIFTS OPERATION

The eastern and western lifts were operational. The protective plastic film has been removed in some sections.

CONCRETE

Cracking observed along various areas of the bridge deck.

LANDSCAPE WORKS

Shrubs viewed growing through the fence into the lower lift lobby area on the western side need to be pruned. Shrubs also encroaching the stairway on the eastern side landscaping. All other landscape is viewed to be in good condition.

PRESENCE OF LITTER OR HAZARDS.

Litter observed on bridge deck, and western and eastern ground floor lift lobby. Electrical earth spike near control box unprotected in garden. Other panel cover missing nearby. It is recommended these be covered. Some bridge lights not in operation. It is recommended the issue be rectified. Active wasp nest seen outside the eastern lift. Removal is recommended.

GRAFFITI

Graffiti viewed on security camera lenses and in the lobby of both lifts, scratched into protective coatings and various surfaces along the bridge deck and supports. Some discolouration observed where graffiti has been removed. Graffiti marking found under the eastern stairs. Removal of graffiti is recommended.

LIGHTING

Lighting not working on bridge deck. Suggest electrician attends to diagnose the problem and rectify. Some light covers missing within both lifts.

Regards,

A handwritten signature in black ink, appearing to read "Aradia".

Aradia Davies;

Assistant Superintendent's Representative



Photo 1:



Photo 2:



Photo 3:



Photo 4:



Photo 5:



Photo 6:



Photo 7:



Photo 8:



Photo 9:



Photo 10:



Photo 11:



Photo 12:



Photo 13:



Photo 14:



Photo 15:



Photo 16:



Photo 17:



Photo 18:



Photo 19:



Photo 20:



Photo 21:




Photo 22:



Photo 23:



Photo 24:



Photo 25:



Photo 26:



Photo 27:



Photo 28:



Photo 29:



Photo 30:



Photo 31:



Photo 32:



Photo 33:



Photo 34:



Photo 35:



Photo 36:



Photo 37:



Photo 38:

Date: Friday, 26 May 2023
To: Mulpha Norwest
From: Aradia Davies
SUBJECT: OLD WINDSOR ROAD PEDESTRIAN BRIDGE – WEEKLY INSPECTION (MAY 19, 2023)

As requested by Mulpha Norwest, Calibre has inspected the Pedestrian Bridge located at Old Windsor Road as part of the weekly inspections required under Norwest Land the Maintenance Plan dated October 2010.

The inspection was undertaken on 26 May 2023, and it was based on a visual examination of paint, stainless steel finishes, lifts operation, landscape works, litter or potential hazards, graffiti in surfaces and lighting system as appropriate. No fixtures and fittings were removed during this exercise.

Photos of the inspection are provided at the end of this memorandum.

PAINT

Paint colour does not match the existing colour where maintenance has been undertaken. Small areas of paint on the bridge deck cage, area above & below eastern & Western lifts show signs of rust. Vast majority of paint is in good condition. Areas identified require rectification works.

STAINLESS STEEL FINISHES

Signs of minimal surface rust observed where handrail connects to side support. Damage observed to handrail on eastern staircase. Flashing on western lift face above the door at ground level, warped. Flashing on eastern lift face above the door at level 1, warped.

LIFTS OPERATION

Both lifts were not operational. The protective plastic film has been removed in some sections.

CONCRETE

Cracking observed along various areas of the bridge deck.

LANDSCAPE WORKS

Shrubs viewed growing through the fence into the lower lift lobby area on the western side need to be pruned. Shrubs also encroaching the stairway on the eastern side landscaping. All other landscape is viewed to be in good condition.

PRESENCE OF LITTER OR HAZARDS.

Litter observed on bridge deck, and western and eastern ground floor lift lobby. Electrical earth spike near control box unprotected in garden. Other panel cover missing nearby. It is recommended these be covered. Some bridge lights not in operation. It is recommended the issue be rectified. Active wasp nest seen outside the eastern lift. Removal is recommended.

GRAFFITI

Graffiti viewed on security camera lenses and in the lobby of both lifts, scratched into protective coatings and various surfaces along the bridge deck and supports. Some discolouration observed where graffiti has been removed. Graffiti marking found under the eastern stairs. Removal of graffiti is recommended.

LIGHTING

Lighting not working on bridge deck. Suggest electrician attends to diagnose the problem and rectify. Some light covers missing within both lifts.

Regards,

A handwritten signature in black ink, appearing to read "Aradia".

Aradia Davies;

Assistant Superintendent's Representative



Photo 1:



Photo 2:



Photo 3:



Photo 4:



Photo 5:




Photo 6:



Photo 7:



Photo 8:



Photo 9:



Photo 10:



Photo 11:




Photo 12:



Photo 13:



Photo 14:



Photo 15:




Photo 16:



Photo 17:



Photo 18:




Photo 19:



Photo 20:



Photo 21:



Photo 22:



Photo 23:



Photo 24:



Photo 25:



Photo 26:



Photo 27:



Photo 28:



Photo 29:



Photo 30:



Photo 31:



Photo 32: